

















MONTAGEANLEITUNG

-  MONTAGEANLEITUNG
-  ASSEMBLY INSTRUCTION
-  DE INSTRUCTIE VAN DE ASSEMBLAGE
-  ISTRUZIONE DELL'ASSEMBLEA
-  INSTRUCCIÓN DE ASAMBLEA
-  INSTRUCTION DE MONTAGE
-  NÁVOD K MONTÁŽI
-  MONTERINGSANVISNING

-  MONTAJ TALIMATI
-  ASENNUSOHJE
-  BRUGSANVISNING
-  BRUKSANVISNING
-  UPUTE ZA MONTAŽU
-  NAVODILA ZA MONTAŽO
-  SZERELÉSI ÚTMUTATÓ
-  INSTRUCTIUNI DE MONTAJ



Modell-Nr.

12280

ART.-NR. FRONT KORPUS

12281 Grün Silber

12282 Rot (ähnl. RAL 3002) Silber

12284 Blau Silber

12287 Ultramarinblau (RAL 5002) Silber

12286 Silber Schwarz

Friedrich Küpper GmbH
Friedrich-Küpper-Weg
54570 Berlingen
Deutschland

Telefon +49 (0) 65 91 - 95 42 0
Telefax +49 (0) 65 91 - 95 42 17
E-Mail info@friedrich-kuepper-gmbh.de
Internet www.friedrich-kuepper-gmbh.de

LIEFERUMFANG / SCOPE OF SUPPLY

EINZELTEILE / PIECES

A



2x

772 mm x 475 mm

B



2x

772 mm x 475 mm

C



1x

1057 mm x 473 mm

C2



1x

798 mm x 473 mm

D



1x

1057 mm x 473 mm

D2



1x

798 mm x 473 mm

E



1x

985 mm x 480 mm

E2



1x

727 mm x 480 mm

F



1x

505 mm x 450 mm

F2



1x

645 mm x 450 mm

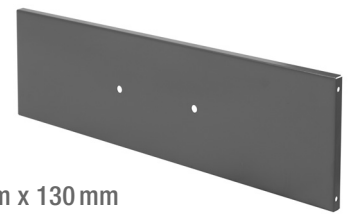
H



5x

450 mm x 445 mm


I



5x

470 mm x 130 mm

J



5x

450 mm x 120 mm


K



2x

403 mm x 468 mm

L



2x

400 mm x 25 mm

M



1x

980 mm x 130 mm

Q



1x

955 mm x 415 mm

X



6x

450 mm x 20 mm


















Y











1x

2400 mm x 600 mm


BEUTELINHALT / BAG CONTENT

 10x 5,5 x 19 mm	 14x KU 4 x 16 mm	 36x M5 x 10 mm	 36x ø 5,3 mm	 36x M5	 40x M4 x 10 mm
 40x M4	 2x M6 x 16 mm	 2x ø 6,4 mm	 2x M6	 2x 6 x 12 mm	 2x
 2x	 2x	 8x	 8x	 8x M8	 7x


BENÖTIGTES WERKZEUG / NEEDED TOOLS

 1 PH 1 x 100 PH 2 x 100 Schlitz 6,5 x 150	 2 SW 7 SW 8 SW 10	 3 4 mm
 4	 5	 6 5 mm
 7	 8	


1.




2. WICHTIG / IMPORTANT



3.  2x M5  2x M5x10  2x 5,3 MM



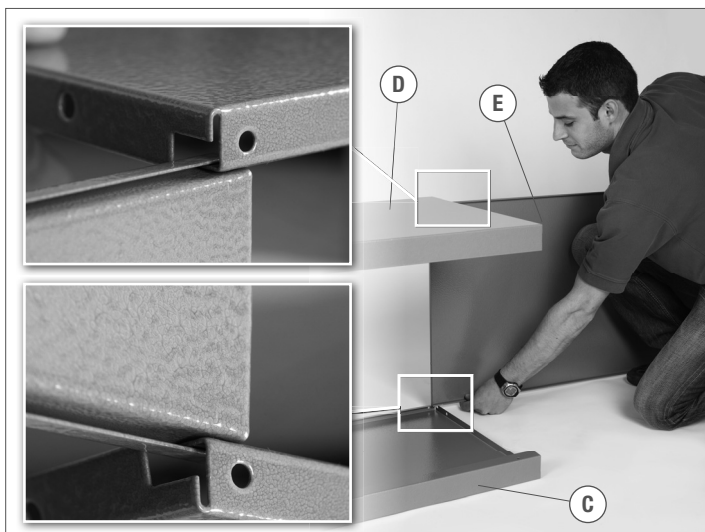
4.



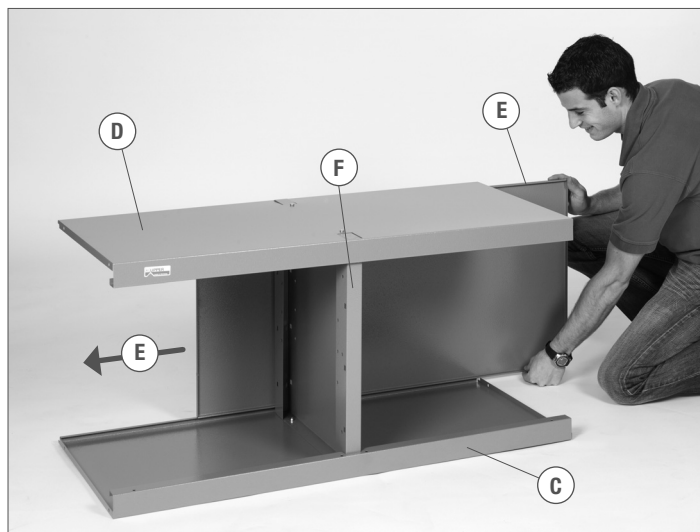
5.  2x M5  2x M5x10  2x 5,3 MM  2 SW 8  1 PH 2X100



6.




7.




ZU SCHRITT 3. / IN ADDITION TO STEP 3.

②  SW 8 ①  PH 2x100




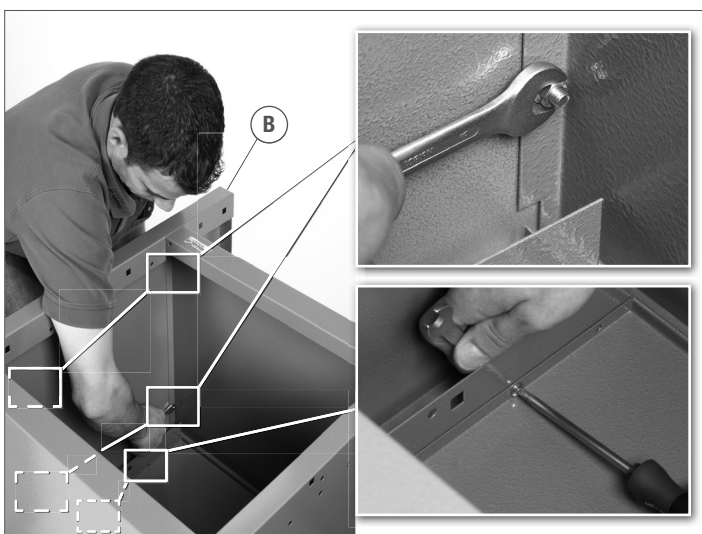
8. WICHTIG / IMPORTANT



9. WICHTIG / IMPORTANT




10.  6x M5  6x M5 x 10  6x 5,3 MM ②  SW 8 ①  PH 2x100

11.  6x M5  6x M5 x 10  6x 5,3 MM ②  SW 8 ①  PH 2x100



12.  4x M8  4x  4x

5 

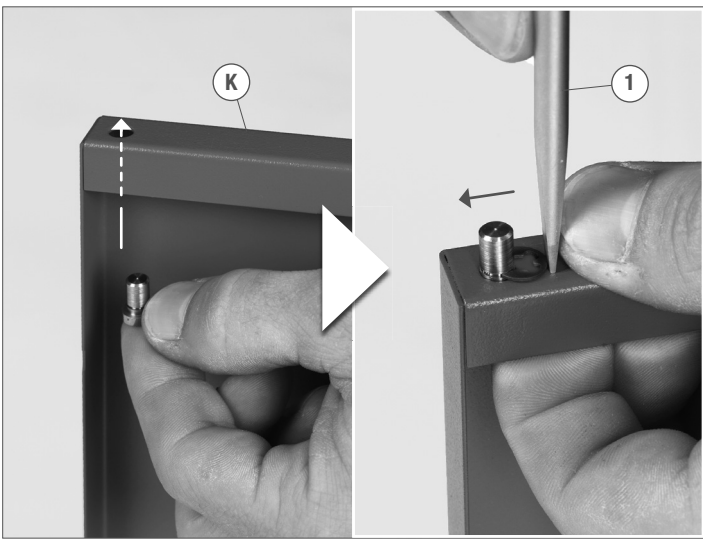


13.  4x M5  4x M5 x 10  4x 5,3 mm

2  SW 8  1 PH 2 x 100




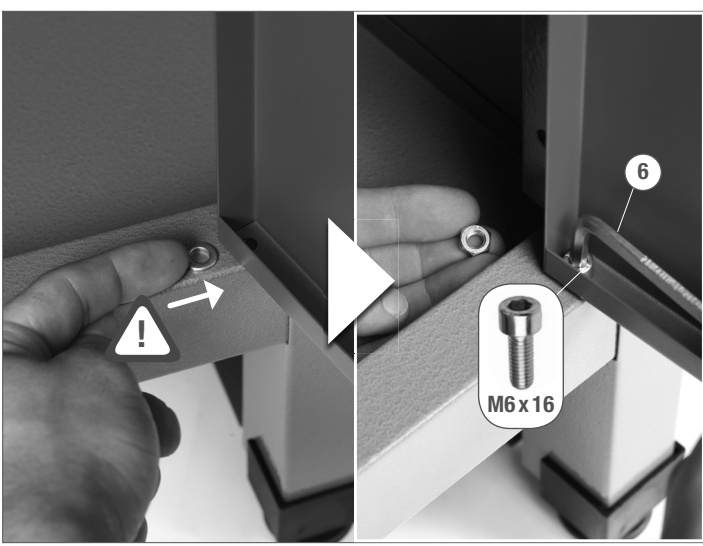
14.  2x  2x 6 x 12  ① Schlitz 6,5 x 150




15.




16.  2x M6  2x M6 x 16  2x 6,4 mm  ② SW 10  ⑥




17.  2x  2x




18.  ⑧ 1x CR



19.  ⑧ 1x CL



20.



21.

4x KU 4x16

2x




①

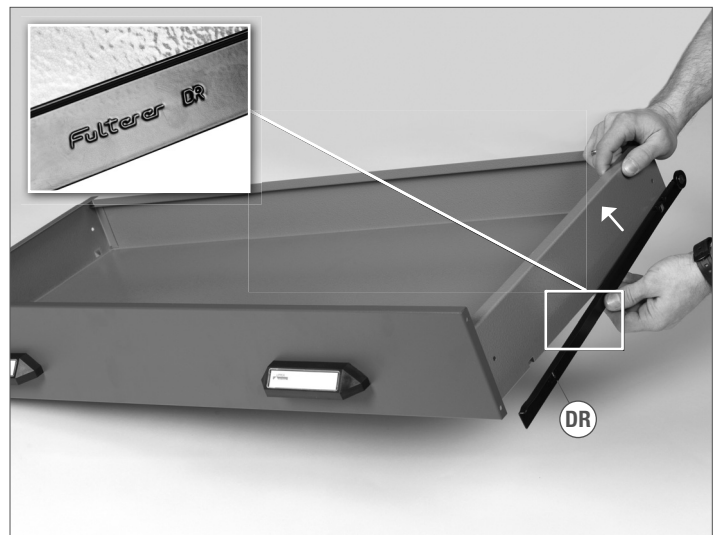
PH 2x100



22.




23.




24.




25.



26. WICHTIG / IMPORTANT



27. 2x M5 2x M5 x 10 2x 5,3 MM



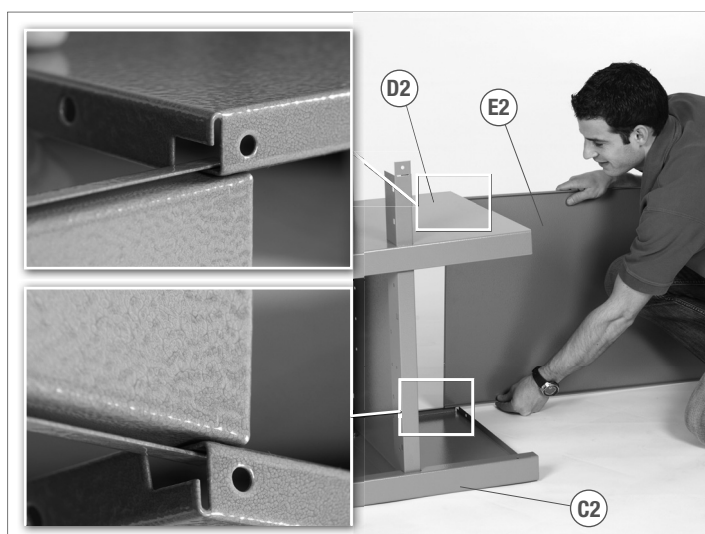
28.



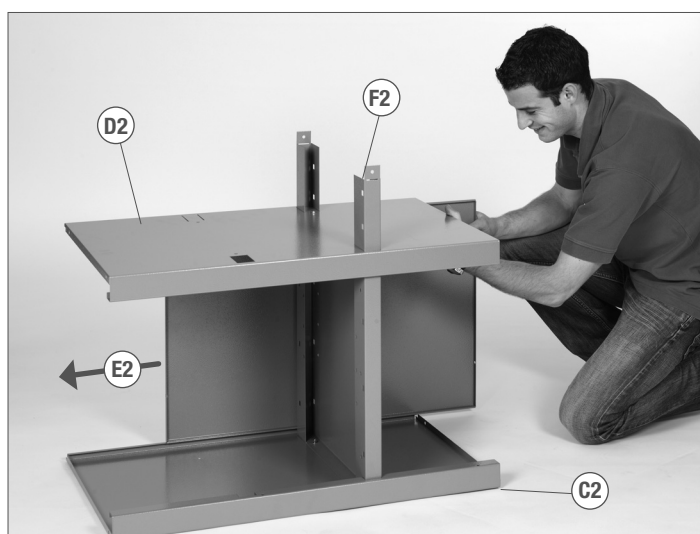
29. 2x M5 2x M5 x 10 2x 5,3 MM 2 SW 8 1 PH 2 X 100



30.




31.





ZU SCHRITT 27. / IN ADDITION TO STEP 27.

②  SW 8 ①  PH 2x100




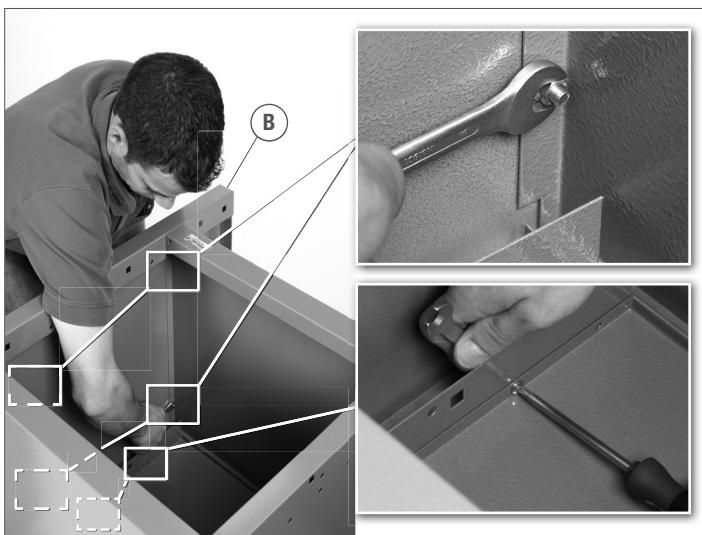
32. WICHTIG / IMPORTANT

33. WICHTIG / IMPORTANT



34.  6x M5  6x M5x10  6x 5,3MM ②  SW 8 ①  PH 2x100

35.  6x M5  6x M5x10  6x 5,3MM ②  SW 8 ①  PH 2x100



36.

4x M8



4x




4x



5



37.



38.



4x CR

X

39.

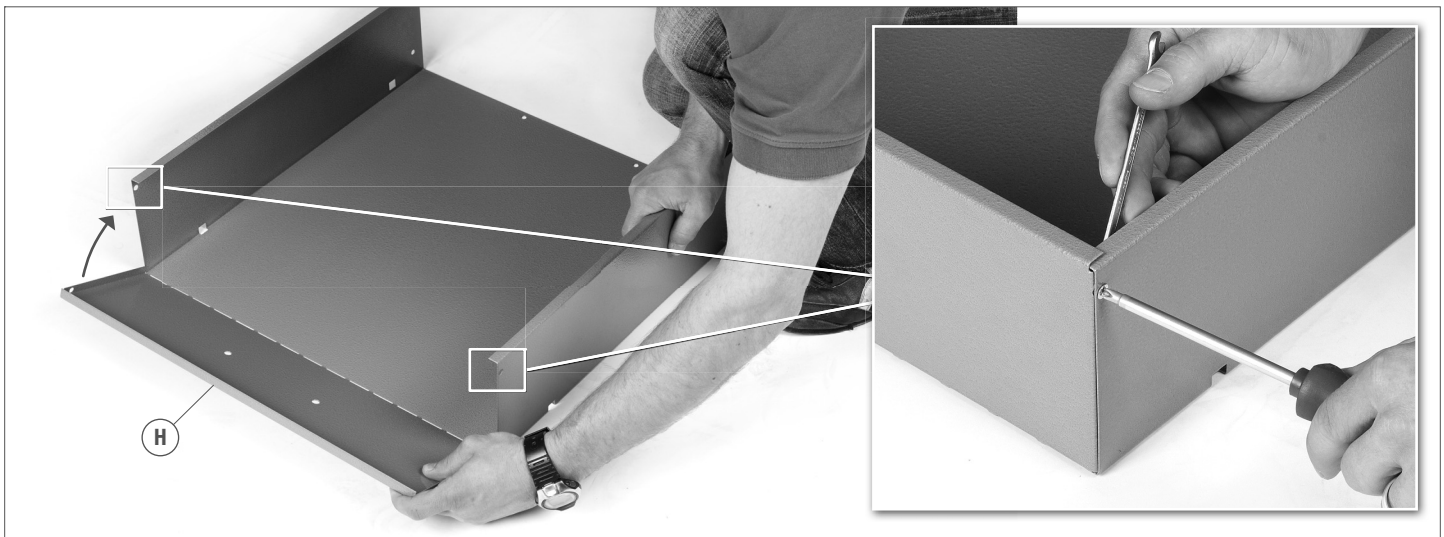
4x CL

X




40. 10x M4 10x M4 x 10

② SW7 ① PH1x100




41. 30x M4 30x M4 x 10

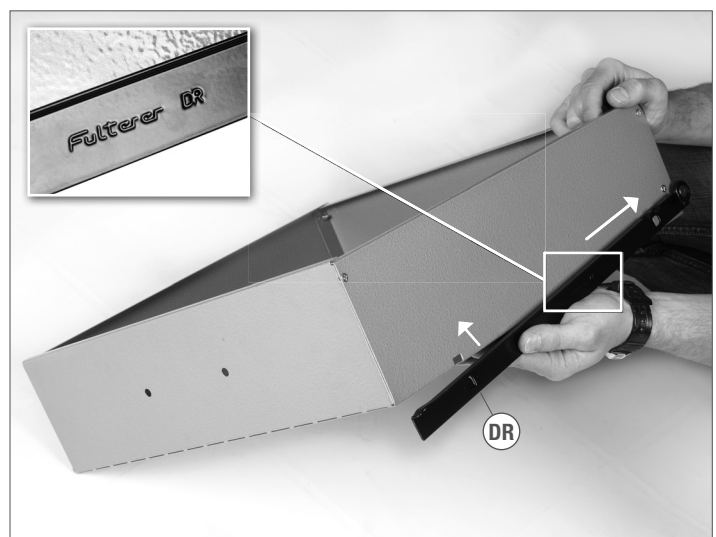
② SW7 ① PH1x100




42.



43.



44.



45.

10x KU 4 x 16

5x



①

PH 2 x 100



46.



47.




48.

① X
1x CR




49.

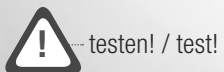
① X
1x CL



50.



51.




52.



53.



54.





Modell-Nr.

12280